


clue #6




It was a good clue when we told you the yellow/tequila fabric also represents the sunshine in Key West! As you can see above, the blocks are arranged to create a burst of sunshine in Margaritaville!

Agatha Christie is famous for the last scene. The suspense builds to an Aha! moment. I rarely guess correctly, but I still love reading mysteries.

Agatha Christie brings together all the suspects and explains the solution to the mystery. I wish we could all meet in Key West for this final clue and bask in the sunshine.

Unlike Agatha Christie, Inklingo makes everything obvious and simple. When you print the shapes on fabric, you can cut without templates or measuring and sew along the lines. You don't need Hercule Poirot's powerful little grey cells.


Let the sun shine on all your Key West blocks!




THE CASE OF THE STRANGER IN MARGARITAVILLE

The pink fabric forms the coral reef and the blue represents the water surrounding the palm trees on the island of white sand, all bathed in golden sunshine.


2 x A



2 x B



1 x C



Assemble the rows: Sew the blocks into 5 rows of 5 blocks by hand or machine (above). You will notice that all of the seam allowances nest with each other to make it easier.

Plot twist!


Monkey wanted one final plot twist, so we have one. Twist one row A and one row B 180 degrees to make the quilt symmetrical.

Pressing


We always prefer to press so the seams will nest in opposite directions when we sew the rows together, so it is easier to get neat intersections. That means we need to press the seams in the two A rows differently—one to the right and the other to the left, and the same with the two B rows. Sew the 5 rows together. Press.

Quilting

Quilt in straight lines diagonally, avoiding the thickest intersections. I prefer to mark the lines with masking tape for hand quilting, as taught in *Quilted Diamonds* (first book).



About 80 x 80 (queen size) with a one inch border/binding, using the **Key West Beauty 6 inch** shapes.



About 80 x 80 (queen size) with a one inch border/binding.

The **Key West Beauty 6 inch** shapes are very versatile. If you use the EQ project file to design your own variation, it will count the number of shapes from each fabric, so you can prepare your own Cheat Sheet and calculate fabric requirements. If you don't have Electric Quilt software, you will need to cut up a worksheet and count the shapes manually.

I hope you have enjoyed following the Case of the Stranger in Margaritaville and that the clues have taken the mystery out of using Inklingo. You can simplify the preparation and the sewing for all of your quilts!

Thank you for solving the mystery with me!