

#4
clue

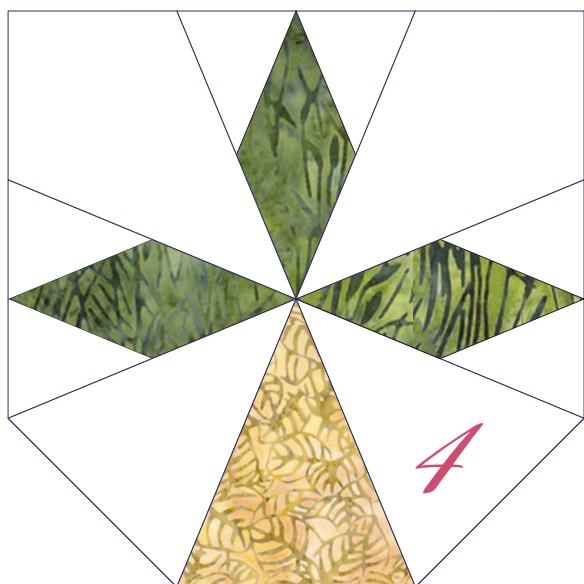


Welcome back to the Case of the Stranger in Margaritaville!

Summary of your assignment:

1. Search your sewing room for the shapes you have printed and sewn but not assembled into blocks yet. You should find:

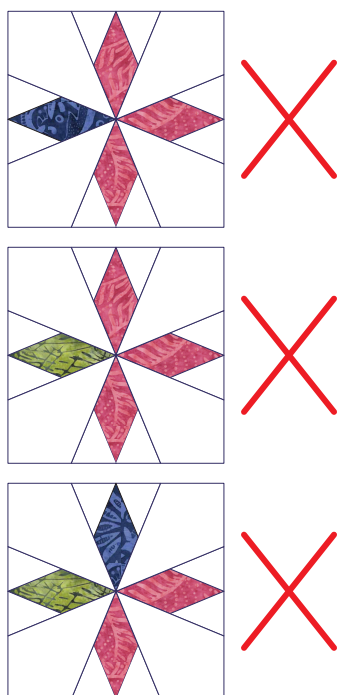
20 Green diamond/triangle units
16 Pink diamond/triangle units
8 Blue diamond/triangle units
4 Gold Large Triangles
8 White Large Triangles
20 White Kites



2. Sew 3 blocks (above) and 4 partial blocks (left). Sew by hand or by machine or a little of both, following the tips in previous clues.
3. Set aside:
5 Green diamond/triangle units
10 Pink diamond/triangle units
5 Blue diamond/triangle units
4. Catch up on printing and cutting from previous clues, if necessary.

There is no printing this time but we will be printing the rest of the gold and white fabric in future clues.

How will we fill in the corners? It's a mystery.

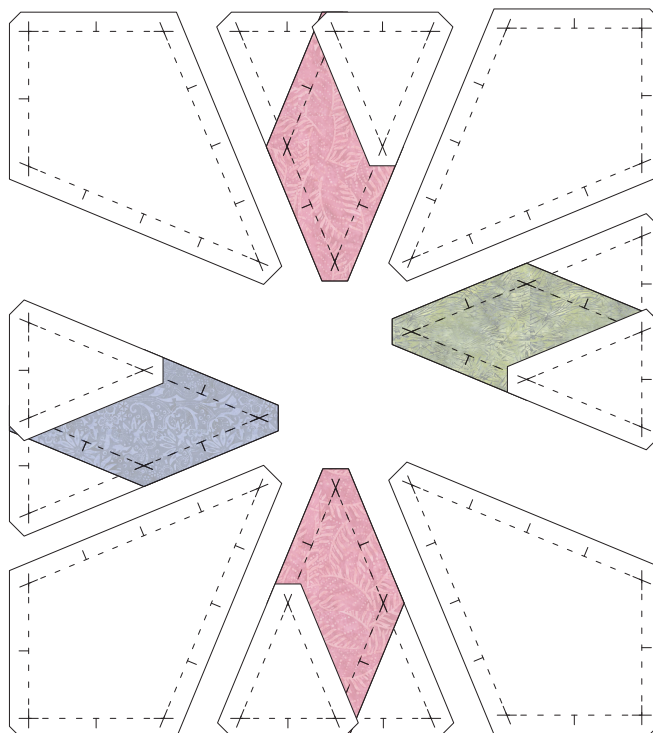



This clue might be a little harder than it looks. Personally, I found several ways of assembling these blocks incorrectly (left).


The solution? Lay out all of the pieces *Wrong Side Up* on your sewing surface or beside the sewing machine (example below). It will save you some time chasing down red herrings! This little tip works for any other block too, not just this mystery.

Fussy Cutting?

If you fussy cut sets of 5 pink diamonds, use the odd diamond/triangle units you have left over from previous clues.



A good detective will notice that the block at the top right and the block at the bottom left are actually identical!



All of the blocks are pressed the same way, with all of the seam allowances pressed to the side going counterclockwise around the center intersection. It makes the block look its best on the front and makes it easier to assemble the quilt.

Love the lines! Quilt more!

I sewed the block in the photo by machine, but thanks to the stitching lines printed on the fabric, you can sew some seams by hand and some seams by machine.

You may find it easier to get a perfect intersection in the center if you sew the last seam by hand and "circle the intersection" as described in Clue #2 (page 26).

No Tequila?



Monkey suggests you lay off the Tequila for Clue #4. The gorgeous blue sparkling water around Key West is too salty to drink, but ordinary sparkling water is very refreshing. We can celebrate with Margaritas when we finish!