



## COTSG SUMMARY


We use **Monkey's Cheat Sheet** (under the Support tab) most of the time, but this abbreviated format allows you to see everything at a glance.

This summary is more appropriate for a scrappy quilt when a yardage diagram is not required (e.g. Clue # 5 page 32).

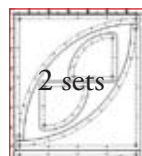
- Light = white
- Medium = gray
- Dark = blue
- Accent = pink

It can also be helpful for designers while a pattern is still being refined.

The number of sheets and number of shapes from each fabric are shown under the diagrams. See the Catalogue of Shapes for more Suggested Custom Sizes for each shape to fit scraps as small as 3 x 5.



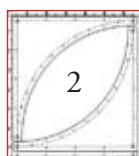
Combo 4



7 x 7.75

16 Light (32 sets)  
8 Dark (16 sets)

Corners



7 x 7.75

4 Light (8)

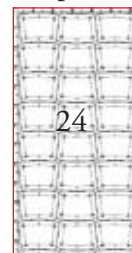
Qtr Circle



5 x 10.75

1 Dark (8)

Shape A



6.5 x 13

4 Light (96)  
3 Dark (72)

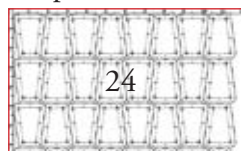
Shape B



5.75 x 11

7 Accent (168)

Shape C



7.5 x 12.25 L

7 Light (168)

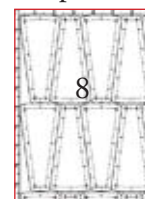
Shape D



7.75 x 9.75 L

3 Dark (168)

Shape F



7.25 x 10

2 Accent (16)  
3 Dark (24)  
16 Medium (128)

L = Landscape setting in the Print Dialog box.

Also 8 Squares, not printed, 6.5 x 6.5 (6 inches finished), 4 Dark, 4 Light