



small flowers









Approximately 39 x 39



Worksheet 1

MONKEYS *inklingo* CHEAT SHEET

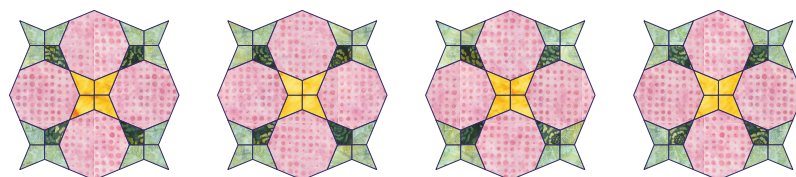
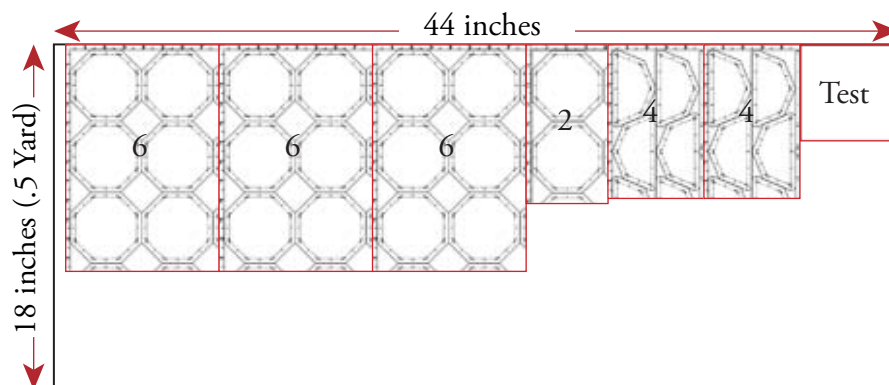
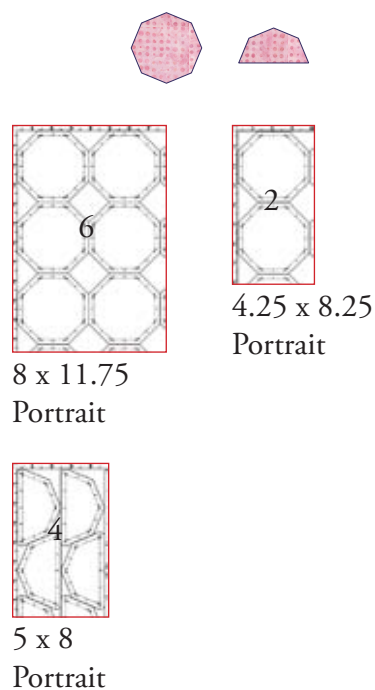
INFO FROM WORKSHEET - PATTERN - CATALOGUE OF SHAPES

1 FABRIC/SHAPE (PROJECT DESCRIPTION ON FIRST LINE)	2 QTY	3 COLLECTN /PAGE #	4 YARDAGE	5 FP SIZE	6 # OF SHEETS	7 NOTES
<u>Periwinkle Quilt</u> 39 x 39						
<u>pink</u> - octagon	20	12-13	} 0.5	4.25 x 8.25 P	1	 fussy cut?
- half octagon	8	14-15		8 x 11.75 P	3	
<u>purple</u> - octagon	32	12-13	} 0.5	5 x 8 P	2	
<u>white</u> - octagon	60	12-13		4.25 x 8.25 P	1	
- half octagon	24	14-15	} 1	8 x 11.75 P	5	 scrappy?
<u>light green</u> - kite	408	10-11		7.75 x 9.75 L	10	
<u>dark green</u> - kite	52	10-11	} < 0.25	6.5 x 7.75 L	3	 scrappy?
<u>yellow</u> - kite	52	10-11		7.75 x 11.5 P	14	
			< 0.25	7.75 x 11.5 P	2*	 use layout #2
				7.75 x 11.5 P	2*	
						 for straight grain

* yields 4 extra - but allows you to re-use FP already cut
+ backing & binding 15-2 yards


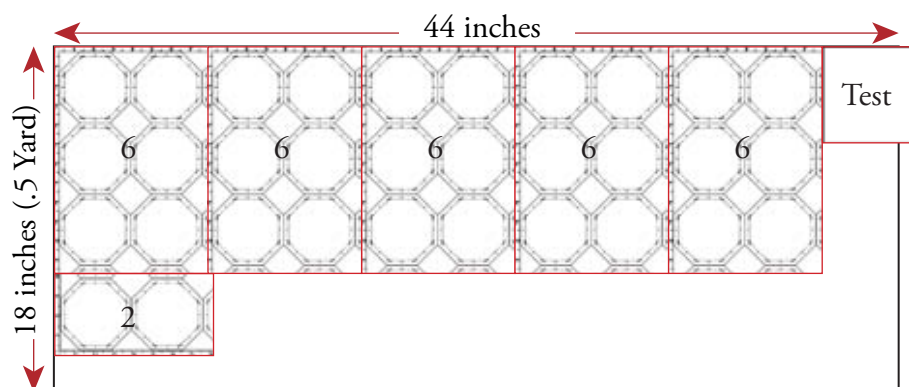
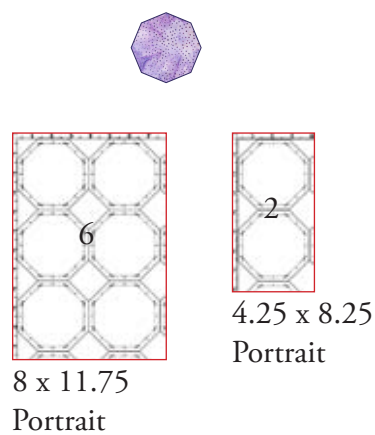
Set.
July 2013

Pink 0.5 Yard




The notes about fabric selection, sewing by hand and sewing by machine in Parts 1-4 (pages 1-25) of the lesson apply to Wall Flowers too.

Purple 0.5 Yard

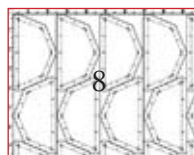


Did you know you can print on dark fabric? See all of my [best tips for printing on dark fabric](#) on the blog! That's a [Top Ten Tute](#).

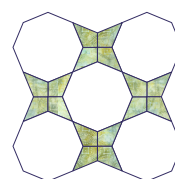
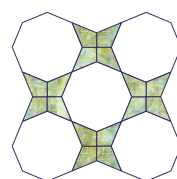
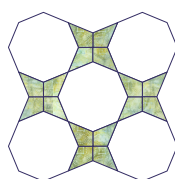
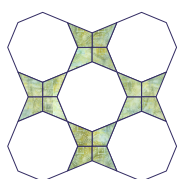
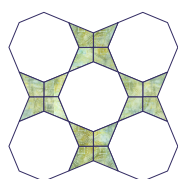
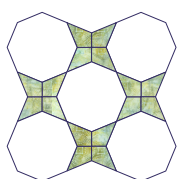
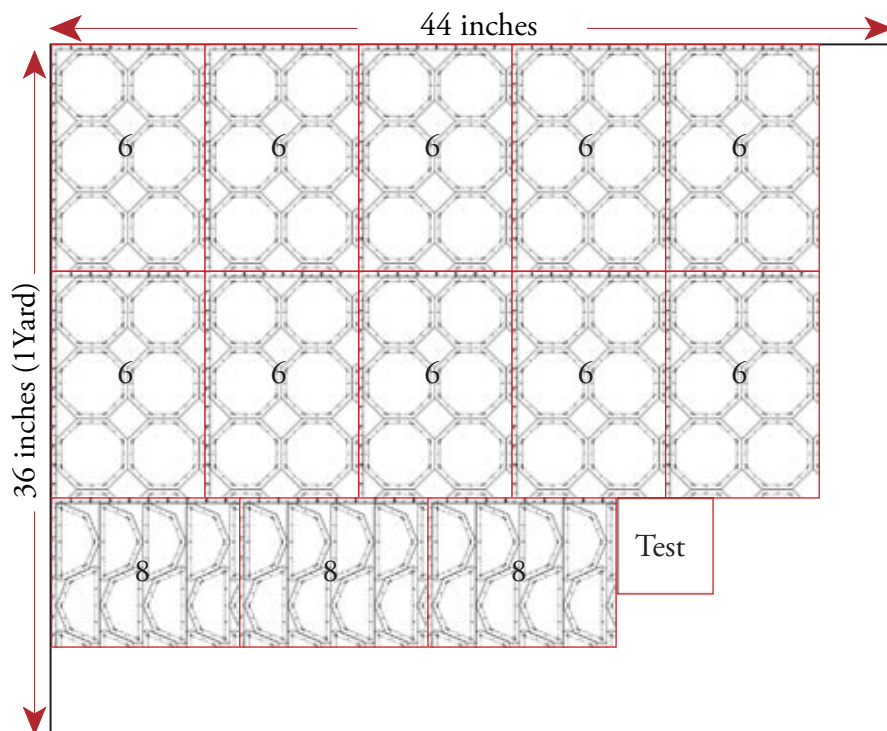
White 1 Yard



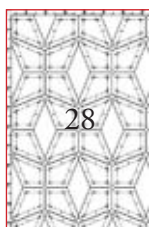
8 x 11.75
Portrait



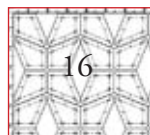
7.75 x 9.75
Landscape



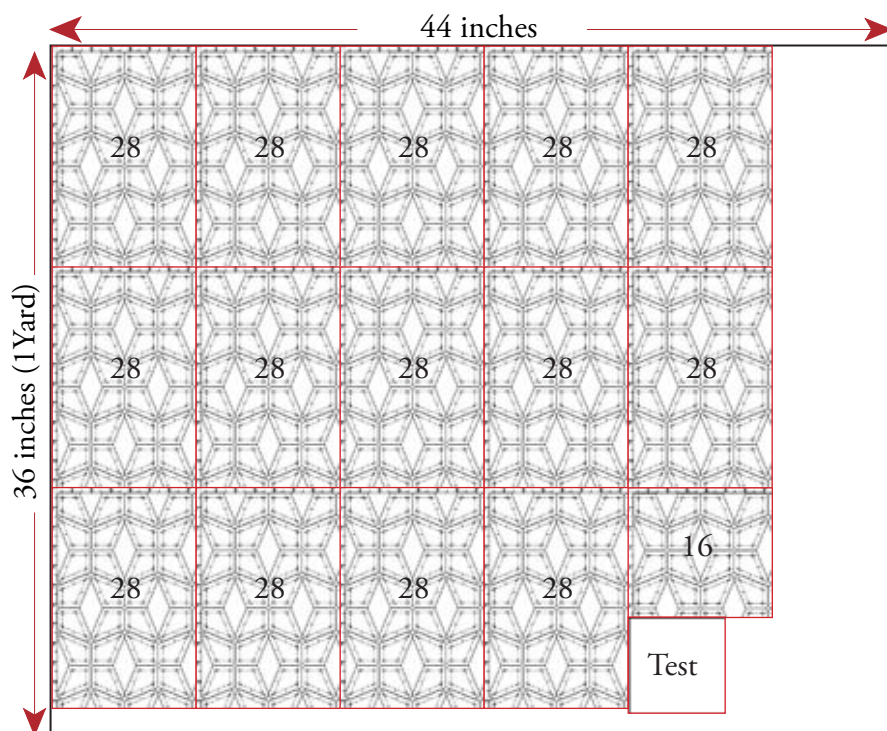
Light Green 1 Yard



7.5 x 11.5
Portrait

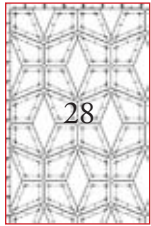


6.5 x 7.75
Landscape

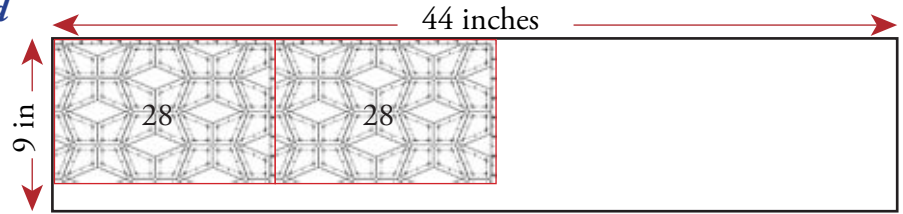



Of course, you can use other Custom Page Sizes if you are using green scraps instead of a 1 yard piece.

Yellow & Dark Green 0.25 Yard



7.5 x 11.5
Portrait




We only need 52, so this yields 4 extra. ($2 \times 28 = 56$)



This is probably what I would print because I already have the FP cut for other fabric. You could print a sheet of 28 and a sheet of 24 if you prefer.

If you have Electric Quilt, you can design your color scheme with the free EQ project file in Part 3 of the lesson on the blog.


Worksheets are nice. EQ is better.




Worksheet 2



x 1



x 8

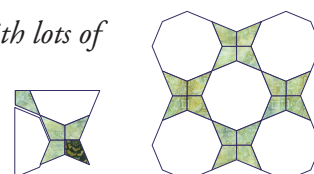


x 4

1. I prefer to get a fast start chain piecing these by machine, but you can hand piece if you prefer.

2. A relaxing, portable project with lots of continuous stitching by hand —or sew everything by machine if you prefer.

Print this handy one-page guide to stay organized.
It will also help you decide how much you want to sew by hand and how much you want to sew by machine.
See Part 4, pages 24-25.

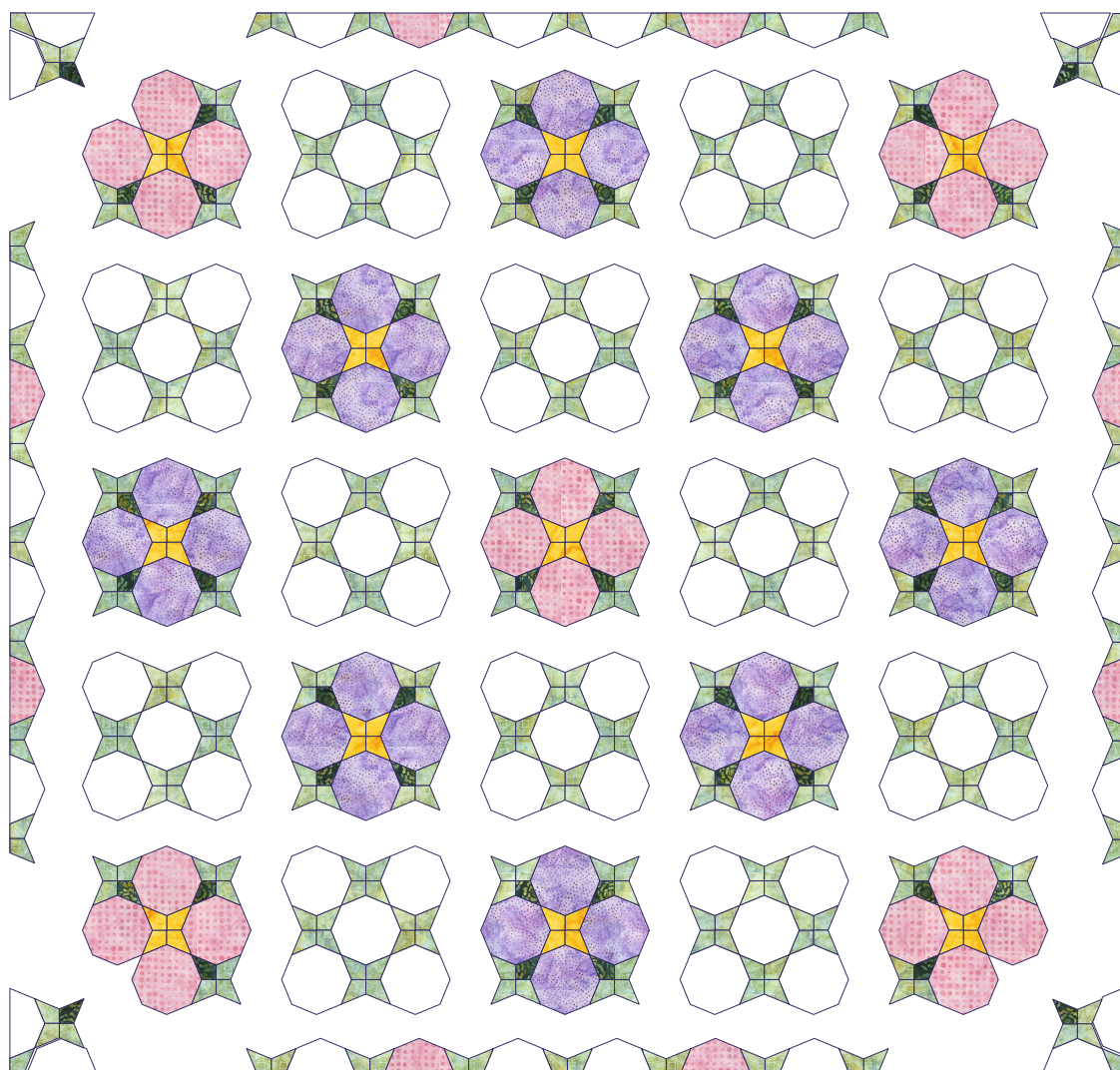


x 4

x 12



x 4



Sources

Inklingo

lindafranz.com/section/inklingo/62

All About Inklingo blog

lindafranz.com/blog/

Periwinkle Octagon Shape Collection

lindafranz.com/shop/sunflower/25/product/ny-beauty-templates/146

Hexagon Quilt Design Book (free with Periwinkle Octagon)

lindafranz.com/shop/hexagons/5/product/hexagon-quilt-templates/84

FREE shape collection for Diamond/Triangles/Square

(includes the first chapter of The Inklingo Handbook)

lindafranz.com/shop/beginners/3/product/inklingo-free-shapes/7

Custom Page Sizes (under the Support tab)

lindafranz.com/section/custom-page-sizes/43

FAQ about Printers (under the Support tab)

lindafranz.com/section/faq/question/45#q45

Top Ten Tutes (on the All About Inklingo blog)

lindafranz.com/blog/top-ten-tutes/

Best Tips for Printing on Fabric (Top Ten Tutes on the blog)

lindafranz.com/blog/how-to-print-on-fabric-best-tips/

Printing on Dark Fabric (Top Ten Tutes on the blog)

lindafranz.com/blog/inklingo-on-dark-quilt-fabric/

Inklingo Yahoo Group

groups.yahoo.com/group/Inklingo/

Pinterest

pinterest.com/inklingo/

Gift Certificates (under the Shop tab)

lindafranz.com/giftCertificates.php

Shop

lindafranz.com/shop/