

The Case of the Diamond *Necklace*

COTDN



Welcome back, detectives!

In Clue # 4, you will print and sew more diamonds! This is the Case of the *Diamond* Necklace after all.

Inklingo makes this clue so easy, it almost feels like a classic diamond heist:—well planned, quickly executed, clever and fun.



In fact, this clue is just like *A Fish Called Wanda* but with a slightly simpler plot, fewer fish and a G rating (not R).

Clue # 4



The layout diagrams on the following pages show how to position the FP to make the best use of the fabric.

In this clue, all of the shapes are diamonds in the **Inklingo 60° Diamond 1.75 inch Shape Collection**, which you should already have.

Choice of Layouts

There are 4 layouts of diamonds in this shape collection. All of them are suitable this time. I used Layout 1.





Add 4 diamonds to each of the 6 stars from Clue # 1 (right).

This is a perfect opportunity to practice "continuous stitching" by hand (red arrows).


If you prefer to sew by machine, just sew from crosshair to crosshair, as shown in the video on the [Main Hexagon Page](#) on the website (under the Shop tab).

Press the new intersections clockwise (below).






Sew 6 of these hexagon units using the shapes from Clue # 3. I recommend hand piecing this time because so many seam converge in the center and this is another opportunity to practice "continuous stitching" by hand (red arrows).



Press the new intersections clockwise.

This is a good time to review the DVD lesson in *Quilted Diamonds 2* and *A Fish Called Wanda* while you wait for the next clue.



Clue # 4

Use the "cheat sheet" below with the **Inklingo 60° Diamond 1.75 inch Shape Collection**.

This time all of the shapes are diamonds.

There are more **Print Checklists on the blog** too.

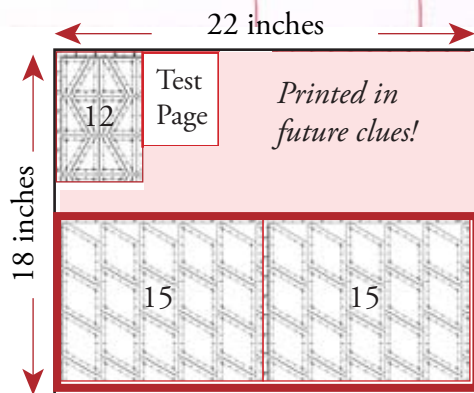


Print Checklist

- ✓ fabric washed
- ✓ FP ironed on right side of fabric
- ✓ pressed with a hot, dry iron on both sides
- ✓ no loose threads
- ✓ inserted to print on fabric side
- ✓ current page
- ✓ page scaling "none"
- ✓ custom size
- ✓ a glance at the Preview window
- ✓ click print

inklingo CASE OF THE DIAMOND NECKLACE

Fabric/Shape	Number Required	Suggested FP Size	Other FP Sizes?	Notes
Gold setting (Gold) diamonds	30	8.5 x 10.75 L	p 15	all 4 layouts are suitable



Gold Fabric

2 sheets of 15 diamonds
8.5 x 10.75
Landscape

The shapes outlined by the red boxes are for Clue # 4.

OR

